

# MANAKSIA STEELS LIMITED

Regd Office : Bikaner Building , 3<sup>rd</sup> Floor, 8/1, Lal Bazar Street, Kolkata - 700 001  
Corporate Identity Number : U27101WB2001PLC138341  
Phone : +91-33-2231 0050/51/52, Fax : +91-33-2230 0336

---

Sec/Steel/88

Date: 14.10.2016

The Secretary  
BSE Limited  
New Trading Wing,  
Rotunda Building,  
PJ Tower, Dalal Street,  
Mumbai- 400001

The Manager  
National Stock Exchange of India Limited  
Exchange Plaza, C-1, Block "G"  
5<sup>th</sup> floor, Bandra Kurla Complex,  
Bandra East,  
Mumbai- 400051

Sir


Sub: Shareholding Pattern  
For the Quarter ended 30<sup>th</sup> September, 2016

Please find enclosed herewith shareholding pattern of the Company for the quarter ended 30<sup>th</sup> September, 2016.

This may be treated as compliance under Regulation 31 of the SEBI (Listing Obligations and Disclosure Requirements) Regulations, 2015.

Thanking You,

Yours faithfully,  
For Manaksia Steels Limited

  
Ajay Sharma  
Membership No.: A34079  
(Company Secretary)




Encl: a/a

Shareholding Pattern under Regulation 31 of SEBI (Listing Obligations and Disclosure Requirements) Regulations, 2015				
1	Name of Listed Entity: MANAKSIA STEELS LIMITED			
2	Scrip Code/Name of Scrip/Class of Security: 539044 (BSE) / MANAKSTEEL (NSE) / EQUITY SHARES			
3	Share Holding Pattern Filed under: Reg. 31(1)(a)/Reg. 31(1)(b)/Reg.31(1)(c) : 31(1)(b)			
	a.	If under 31(1)(b) then indicate the report for Quarter ending : 30th September, 2016		
	b.	If under 31(1)(c) then indicate date of allotment/extinguishment		
4	Declaration: The Listed entity is required to submit the following declaration to the extent of submission of information:-			
			Yes*	No*
		Particulars		
	1	Whether the Listed Entity has issued any partly paid up shares?		No
	2	Whether the Listed Entity has issued any Convertible Securities or Warrants?		No
	3	Whether the Listed Entity has any shares against which depository receipts are issued?		No
	4	Whether the Listed Entity has any shares in locked-in?		No
	5	Whether any shares held by promoters are pledge or otherwise encumbered?		No
	* If the Listed Entity selects the option 'No' for the questions above, the columns for the partly paid up shares, Outstanding Convertible Securities/Warrants, depository receipts, locked-in shares, No of shares pledged or otherwise encumbered by promoters, as applicable, shall not be displayed at the time of dissemination on the Stock Exchange website. Also wherever there is 'No' declared by Listed Entity in above table the values will be considered as 'Zero' by default on submission of the format of holding of specified securities.			

CERTIFIED TRUE COPY

For MANAKSIA STEELS LIMITED



Company Secretary


**MANAKSIA STEELS LIMITED**

Table 1 - Summary Statement holding of specified securities

Category	Category of shareholder	Number of shareholders	No. of fully paid up equity shares held	No. of Partly paid-up equity shares held	No. of shares underlying Depository Receipts	Total nos. shares held	Shareholding as a % of total no. of shares (calculated as per SCRR, 1957)	Number of Voting Rights held in each class of securities			No. of Shares Underlying convertible securities (including Warrants)	Shareholding as a % assuming full conversion of convertible securities (as a percentage of diluted share capital)	Number of Locked in shares		Number of Shares pledged or otherwise encumbered	Number of equity shares held in dematerialised form
								No of Voting Rights	Class eg: X	Class eg: Y			No. (a)	As a % of total Shares held(b)		
(i)	(ii)	(iii)	(iv)	(v)	(vi)	(vii) = (iv)+(v)+(vi)	(viii) as a % of (A+B+C2)	(ix)			(x)	(xi) = (vii)+(x)	(xii)	(xiii)	(xiv)	
(A)	Promoter & Promoter Group	5	42,543,440	0	0	42,543,440	64.918	42,543,440	0	0	0	64.918	0	0	0	42,543,440
(B)	Public	25,428	22,990,610	0	0	22,990,610	35.082	22,990,610	0	0	0	35.082	0	0	0	22,989,204
(C)	Non Promoter - Non Public Shares Underlying DRs	0	0	0	0	0	0	0	0	0	0	0	0	0	0	0
(C2)	Shares Held By Employee Trust	0	0	0	0	0	0	0	0	0	0	0	0	0	0	0
	Total	25,433	65,534,050	0	0	65,534,050	100	65,534,050	0	0	0	100	0	0	0	65,532,644

**CERTIFIED TRUE COPY**

For MANAKSIA STEELS LIMITED

  
Company Secretary

**MANAKSIA STEELS LIMITED**

**Table II (I)(a) - Statement showing shareholding pattern of the Promoter and Promoter Group**

Category	Category & Name of shareholders	PAN	Nos of Shareholders	No. of fully paid up equity shares held	No. of Partly paid-up equity shares held	No. of shares underlying Depository Receipts	Total nos. shares held	Shareholding as a % of total no. of shares (calculated as per SCRR, 1957)	Number of Voting Rights held in each class of securities			No. of Shares Underlying Outstanding convertible securities (including Warrants)	Shareholding, assuming full conversion of securities as a percentage of diluted share capital	Number of Locked in shares		Number of Shares pledged or otherwise encumbered		Number of equity shares held in dematerialised form	
									No. of Voting Rights					Total as a % of (A+B+C)	No. (a)	As a % of total Shares held(b)	No. (b)		As a % of total Shares held(b)
									Class eg: X	Class eg: Y	Total								
1	Indian			5	42,543,440	0	42,543,440	64.918	42,543,440	0.00	42,543,440	64.918	0	0	0	0	0	42,543,440	
	(a) Individuals / Hindu Undivided Family																		
	MARUN AGRAWAL	ACXPA1870F		1	12,610,770	0	12,610,770	19.243	12,610,770	0.00	12,610,770	19.243	0	0	0	0	0	12,610,770	
	SURESH KUMAR AGRAWAL	ACSPA0116B		1	12,350,360	0	12,350,360	18.846	12,350,360	0.00	12,350,360	18.846	0	0	0	0	0	12,350,360	
	CHANDRAKALA AGRAWAL	ACMPAS146R		1	10,744,810	0	10,744,810	16.396	10,744,810	0.00	10,744,810	16.396	0	0	0	0	0	10,744,810	
	PAYAL AGRAWAL	ADBP88610K		1	6,500,000	0	6,500,000	9.918	6,500,000	0.00	6,500,000	9.918	0	0	0	0	0	6,500,000	
	SURESH KUMAR AGRAWAL (HUF)	AAEH56436C		1	337,500	0	337,500	0.515	337,500	0.00	337,500	0.515	0	0	0	0	0	337,500	
	(b) Government(s)			0	0	0	0	0	0	0	0	0	0	0	0	0	0	0	
	(c) Financial Institutions / Banks			0	0	0	0	0	0	0	0	0	0	0	0	0	0	0	
	(d) Any Other (Specify)			0	0	0	0	0	0	0	0	0	0	0	0	0	0	0	
	Sub Total (A)(1)			5	42,543,440	0	42,543,440	64.918	42,543,440	0	42,543,440	64.918	0	0	0	0	0	42,543,440	
2	Foreign			0	0	0	0	0	0	0	0	0	0	0	0	0	0	0	
	(a) Individuals (Non-Resident Individuals / Foreign Individuals)			0	0	0	0	0	0	0	0	0	0	0	0	0	0	0	
	(b) Government			0	0	0	0	0	0	0	0	0	0	0	0	0	0	0	
	(c) Institutions			0	0	0	0	0	0	0	0	0	0	0	0	0	0	0	
	(d) Foreign Portfolio Investor			0	0	0	0	0	0	0	0	0	0	0	0	0	0	0	
	(e) Any Other (Specify)			0	0	0	0	0	0	0	0	0	0	0	0	0	0	0	
	Sub Total (A)(2)			0	0	0	0	0	0	0	0	0	0	0	0	0	0	0	
	Total Shareholding Of Promoter And Promoter Group (A) = (A)(1) + (A)(2)			5	42,543,440	0	42,543,440	64.918	42,543,440	0	42,543,440	64.918	0	0	0	0	0	42,543,440	

Details of Shares which remain unclaimed may be given here along with details such as number of shareholders, outstanding shares held in demat/unclaimed suspense account, voting rights which are frozen etc.

Note:

(1) PAN would not be displayed on website of Stock Exchange(s)

(2) The term 'Encumbrance' has the same meaning as assigned under regulation 28(3) of SEBI (Substantial Acquisition of Shares and Takeovers) Regulations, 2011.

**CERTIFIED TRUE COPY**

For MANAKSIA STEELS LIMITED



Company Secretary

**MANAKSIA STEELS LIMITED**

**Table III - Statement showing shareholding pattern of the Public shareholder**

Category	Category & Name of shareholders	PAN	Nos. of shareholders	No. of fully paid up equity shares held	No. of Partly paid up equity shares held	No. of shares underlying Depository Receipts	Total nos. shares held (VII) = (IV)+(V)+(VI)	(VIII) As a % of (A+B+C)	Number of Voting Rights held in each class of securities			No. of Shares Underlying Outstanding convertible securities (including Warrants) (as a percentage of diluted share capital)	(IX) = (VII)+(X) As a % of (A+B+C2)	Number of Locked in Shares (No. (L))	Number of Shares pledged or otherwise encumbered (No. (D)) (Not Applicable)	As a % of total Shares held (b) (Not Applicable)	Number of equity shares held in dematerialised form
									Total as a % of (A+B+C)	No. of Voting Rights	Class e.g. X						
	(i)	(ii)	(iii)	(iv)	(v)	(vi)	(vii)	(viii)	(ix)	(x)	(xi)	(xii)	(xiii)	(xiv)	(xv)	(xvi)	
1	Institutions																
	(a) Mutual Fund		0	0	0	0	0	0	0	0	0	0	0	0	0	0	0
	(b) Venture Capital Funds		0	0	0	0	0	0	0	0	0	0	0	0	0	0	0
	(c) Alternate Investment Funds		0	0	0	0	0	0	0	0	0	0	0	0	0	0	0
	(d) Foreign Venture Capital Investors		0	0	0	0	0	0	0	0	0	0	0	0	0	0	0
	(e) Investor Portfolio Investor		0	0	0	0	0	0	0	0	0	0	0	0	0	0	0
	(f) Financial Institutions / Banks		2	19,208	0	0	19,208	0.029	19,208	0	0.029	0	0	0	0	0	19,208
	(g) Insurance Companies		0	0	0	0	0	0	0	0	0	0	0	0	0	0	0
	(h) President Funds/ Pension Funds		0	0	0	0	0	0	0	0	0	0	0	0	0	0	0
	(i) Any Other (Specify)		0	0	0	0	0	0	0	0	0	0	0	0	0	0	0
2	Foreign Institutional Investors		0	0	0	0	0	0	0	0	0	0	0	0	0	0	0
	Central Government/ State Governments/ President of India		2	19,208	0	0	19,208	0.029	19,208	0	0.029	0	0	0	0	0	19,208
3	Sub Total (B)(2)		0	0	0	0	0	0	0	0	0	0	0	0	0	0	0
	Non Institutions																
	Individual shareholders																
	(i) holding nominal share capital up to 0.2 lakhs.		23,643	6,725,964	0	0	6,725,964	10.263	6,725,964	0	10.263	0	0	0	0	0	6,724,559
	(ii) Individual shareholders holding nominal share capital in excess of Rs. 2 Lakhs.		1	375,000	0	0	375,000	0.572	375,000	0	0.572	0	0	0	0	0	375,000
	(b) NBFC registered with RBI		0	0	0	0	0	0	0	0	0	0	0	0	0	0	0
	(c) Employee Trusts		0	0	0	0	0	0	0	0	0	0	0	0	0	0	0
	(d) Overseas Depositors (holding DRs) (balancing figure)		0	0	0	0	0	0	0	0	0	0	0	0	0	0	0
	(e) Any Other (Specify)		1,782	15,870,438	0	0	15,870,438	24.217	15,870,438	0	24.217	0	0	0	0	0	15,870,437
	Bodhis Corporate		272	15,868,777	0	0	15,868,777	23.452	15,868,777	0	23.452	0	0	0	0	0	15,868,777
	Hindu Undivided Family		1,258	354,708	0	0	354,708	0.541	354,708	0	0.541	0	0	0	0	0	354,707
	Clearing Member		84	84,927	0	0	84,927	0.130	84,927	0	0.130	0	0	0	0	0	84,927
Trusts		1	136	0	0	136	0.000	136	0	0.000	0	0	0	0	0	136	
Non Resident Indians (Rep)		117	32,268	0	0	32,268	0.049	32,268	0	0.049	0	0	0	0	0	32,268	
Non Resident Indians (Non Rep)		50	29,622	0	0	29,622	0.045	29,622	0	0.045	0	0	0	0	0	29,622	
	ACCOLADE TRADERS PVT. LTD.	ABCMD768E		3,264,875	0	0	3,264,875	4.982	3,264,875	0	4.982	0	0	0	0	0	3,264,875
	KAUTARA GLASS MOULDING WORKS PVT. LTD.	ABCCK310C		1,913,658	0	0	1,913,658	2.920	1,913,658	0	2.920	0	0	0	0	0	1,913,658
	ATTRACTIVE VINIMAY PVT. LTD.	ABGCA734D		1,816,250	0	0	1,816,250	2.771	1,816,250	0	2.771	0	0	0	0	0	1,816,250
	PALASH MACHINERIES PVT. LTD.	ABCP9349M		1,514,155	0	0	1,514,155	2.310	1,514,155	0	2.310	0	0	0	0	0	1,514,155
	ARADHANA PROPERTIES PVT. LTD.	AECG6280M		1,467,000	0	0	1,467,000	2.239	1,467,000	0	2.239	0	0	0	0	0	1,467,000
	GLOBE CAPITAL MARKET LTD.	AABC6267G		1,321,425	0	0	1,321,425	2.016	1,321,425	0	2.016	0	0	0	0	0	1,321,425
	B B CONSTRUCTIONS LTD.	ABBCB1973R		1,026,250	0	0	1,026,250	1.566	1,026,250	0	1.566	0	0	0	0	0	1,026,250
	Sub Total (B)(3)		25,426	22,971,402	0	0	22,971,402	35.053	22,971,402	0	35.053	0	0	0	0	0	22,969,996
	Total Public Shareholding (B) = (B)(1)+(B)(2)+(B)(3)		25,428	22,990,610	0	0	22,990,610	35.082	22,990,610	0	35.082	0	0	0	0	0	22,989,204

Details of the shareholders acting as persons in Concert including their Shareholding (No. and %): Nil  
 Details of Shares which remain unclaimed may be given here along with details such as number of shareholders, outstanding shares held in demat/unclaimed suspense account, voting rights which are frozen etc.

No. of Shareholders 37  
 No. of Shares 3,285

Note:

(1) PAN would not be displayed on website of Stock Exchange(s).

(2) The above format needs to be disclosed along with the name of following persons: Institutions/Non Institutions holding more than 1% of total number of shares.

(3) W.r.t. the information pertaining to Depository Receipts, the same may be disclosed in the respective columns to the extent information is available and the balance to be disclosed as held by custodian.

CERTIFIED TRUE COPY

For MANAKSIA STEELS LIMITED



Company Secretary

**MANAKSIA STEELS LIMITED**

**Table IV - Statement showing shareholding pattern of the Non Promoter- Non Public shareholder**

Category	Category & Name of shareholders	PAN	Nos. of shareholder s	No. of fully paid up equity shares held	No. of Partly paid-up equity shares held	No. of shares underlying Depository Receipts	Total nos. shares held	Shareholding as a % of total no. of shares (calculated as per SCRR, 1957)	Number of Voting Rights held in each class of securities			No. of Shares Underlying convertible securities (including Warrants)	Shareholding as a % assuming full conversion of convertible securities (as a percentage of diluted share capital)	Number of Locked in shares		Number of Shares pledged or otherwise encumbered		Number of equity shares held in dematerialised form (Not Applicable)
									No of Voting Rights					As a % of total Shares held(b)	No. (a) (Not Applicable)	As a % of total Shares held(b) (Not Applicable)		
									Class eg: X	Class eg: Y	Total							
	(i)		(iii)	(iv)	(v)	(vi)	(vii) = (iv)+(v)+(vi)	(viii) As a % of (A+B+C2)	(ix)	(x)	(xi) = (vii)+(x) As a % of (A+B+C2)	(xii)	(xiii)	(xiv)				
1	Custodian/DR holder Employee Benefit Trust (under SEBI (Share based Employee Benefit) Regulations, 2014)		0	0	0	0	0	0	0	0	0	0	0	0	0	0	0	0
2	Total Non-Promoter- Non Public Shareholding (C) = (C1)+(C2)		0	0	0	0	0	0	0	0	0	0	0	0	0	0	0	0

Note:

- (1) PAN would not be displayed on website of Stock Exchange(s).
- (2) The above format needs to disclose name of all holders holding more than 1% of total number of shares
- (3) W.r.t. the information pertaining to Depository Receipts, the same may be disclosed in the respective columns to the extent information available

**CERTIFIED TRUE COPY**

For MANAKSIA STEELS LIMITED



Company Secretary