

# MANAKSIA STEELS LIMITED

Regd Office : Bikaner Building , 3<sup>rd</sup> Floor, 8/1, Lal Bazar Street, Kolkata - 700 001

~~Corporate Identity Number : L27101WB2001PLC138341~~

Phone : +91-33-2231 0050/51/52, Fax : +91-33-2230 0336

Corporate Identity Number : L27101WB2001PLC138341

Sec/Steels/156

Date: 21.10.2017

The Secretary  
BSE Limited  
New Trading Wing,  
Rotunda Building,  
PJ Tower, Dalal Street,  
Mumbai- 400001

The Manager  
National Stock Exchange of India Limited  
Exchange Plaza, C-1, Block "G"  
5<sup>th</sup> floor, Bandra Kurla Complex,  
Bandra East,  
Mumbai- 400051

Sir

Sub: Shareholding Pattern for the Quarter ended 30<sup>th</sup> September, 2017

Please find enclosed herewith shareholding pattern of the Company for the quarter ended 30<sup>th</sup> September, 2017.

This may be treated as compliance under Regulation 31 of the SEBI (Listing Obligations and Disclosure Requirements) Regulations, 2015.

Thanking You,

Yours faithfully,  
For Manaksia Steels Limited

  
Varun Agrawal  
(Managing Director)  
DIN: 00441271  
391, S N Roy Road,  
Kolkata- 700 038




Encl: a/a

Shareholding Pattern under Regulation 31 of SEBI (Listing Obligations and Disclosure Requirements) Regulations, 2015

1	Name of Listed Entity: MANAKSIA STEELS LIMITED		
2	Scrip Code/Name of Scrip/Class of Security: 539044 (BSE) / MANAKSTEEL (NSE) / EQUITY SHARES		
3	Share Holding Pattern Filed under: Reg. 31(1)(a)/Reg. 31(1)(b)/Reg.31(1)(c) : 31(1)(b)		
	a. If under 31(1)(b) then indicate the report for Quarter ending : 30th September, 2017		
	b. If under 31(1)(c) then indicate date of allotment/extinguishment		
4	Declaration: The Listed entity is required to submit the following declaration to the extent of submission of information:-		
		Yes*	No*
	Particulars		
1	Whether the Listed Entity has issued any partly paid up shares?		No
2	Whether the Listed Entity has issued any Convertible Securities or Warrants?		No
3	Whether the Listed Entity has any shares against which depository receipts are issued?		No
4	Whether the Listed Entity has any shares in locked-in?		No
5	Whether any shares held by promoters are pledge or otherwise encumbered?		No
	* If the Listed Entity selects the option 'No' for the questions above, the columns for the partly paid up shares, Outstanding Convertible Securities/Warrants, depository receipts, locked-in shares, No of shares pledged or otherwise encumbered by promoters, as applicable, shall not be displayed at the time of dissemination on the Stock Exchange website. Also wherever there is 'No' declared by Listed Entity in above table the values will be considered as 'Zero' by default on submission of the format of holding of specified securities.		

CERTIFIED TRUE COPY  
For Manaksia Steels Limited

  
Managing Director


**MANAKSIA STEELS LIMITED**

Table 1 - Summary Statement holding of specified securities

Category	Category of shareholder	Number of shareholders	No. of fully paid up equity shares held	No. of Partly paid-up equity shares held	No. of shares underlying Depository Receipts	Total nos. shares held	Shareholding as a % of total no. of shares (calculated as per SCRR, 1957)	Number of Voting Rights held in each class of securities			No. of Shares Underlying convertible securities (including Warrants)	Shareholding, as a % assuming full conversion of convertible securities (as a percentage of diluted share capital)	Number of Locked in shares		Number of Shares pledged or otherwise encumbered		Number of equity shares held in dematerialised form	
								No of Voting Rights					Total as a % of (A+B+C)	No. (a)	As a % of total Shares held(b)	No. (a)		As a % of total Shares held(b)
								Class eg: X	Class eg: Y	Total								
(I)	(II)	(III)	(IV)	(V)	(VI)	(VII) = (IV)+(V)+(VI)	(VIII) As a % of (A+B+C2)	(IX)	(X)	(XI) = (VII)+(X) As a % of (A+B+C2)	(XII)	(XIII)	(XIV)					
(A)	Promoter & Promoter Group	5	42,543,440	0	0	42,543,440	64.918	42,543,440	0	64.918	0	0	0	0	0	42,543,440		
(B)	Public	22,961	22,990,610	0	0	22,990,610	35.082	22,990,610	0	35.082	0	0	0	0	0	22,990,610		
(C)	Non Promoter - Non Public	0	0	0	0	0	0	0	0	0	0	0	0	0	0	0		
(C1)	Shares Underlying DRs	0	0	0	0	0	0	0	0	0	0	0	0	0	0	0		
(C2)	Shares Held By Employee Trust	0	0	0	0	0	0	0	0	0	0	0	0	0	0	0		
	Total	22,966	65,534,050	0	0	65,534,050	100	65,534,050	0	100	0	0	0	0	0	65,532,780		

**CERTIFIED TRUE COPY**

**For Manaksia Steels Limited**

  
**Managing Director**

**MANAKSIA STEELS LIMITED**

Table II (I)(a) - Statement showing shareholding pattern of the Promoter and Promoter Group

Category	Category & Name of shareholders	PAN	Nos. of shareholders	No. of fully paid-up shares held	No. of Party equity shares held	No. of shares underlying Depository Receipts	Total nos. shares held	Shareholding as a % of total no. of shares (calculated as per SCRR, 1957)	Number of Voting Rights held in each class of securities			No. of Shares Underlying Outstanding convertible securities (including Warrants)	Shareholding as a % assuming full conversion of convertible securities (as a percentage of diluted share capital)	Number of Locked in shares		Number of Shares pledged or otherwise encumbered	Number of equity shares held in dematerialised form	
									No of Voting Rights					Total as a % of (A+B+C)	No. (a)			As a % of total Shares held(b)
									Class eg: X	Class eg: Y	Total							
	(i)	(ii)	(iii)	(iv)	(v)	(vi)	(vii) = (iv)+(v)+(vi)	(viii) As a % of (A+B+C2)	(ix)			(x)	(xi) = (vii)+(x)	(xii)	(xiii)	(xiv)		
1	Indian																	
	(a) Individuals / Hindu Undivided Family																	
	VARUN AGRAWAL	ACVPA1E70F	5	42,543,440	0	0	42,543,440	64.918	42,543,440	0.00	0	64.918	0	0	0	0	42,543,440	
	SURESH KUMAR AGRAWAL	ACSPAC116S	1	12,494,810	0	0	12,494,810	19.066	12,494,810	0.00	0	19.066	0	0	0	0	12,494,810	
	CHANDRAKALA AGRAWAL	ACMPAS146R	1	12,350,360	0	0	12,350,360	18.846	12,350,360	0.00	0	18.846	0	0	0	0	12,350,360	
	PAVAL AGRAWAL	AD99B4610K	1	10,750,000	0	0	10,750,000	16.404	10,750,000	0.00	0	16.404	0	0	0	0	10,750,000	
	SURESH KUMAR AGRAWAL (HUF)	AAET15643EC	1	6,610,770	0	0	6,610,770	10.088	6,610,770	0.00	0	10.088	0	0	0	0	6,610,770	
	Central Government / State Government(s)																	
	Financial Institutions / Banks																	
	Any Other (Specify)																	
	Sub Total (A1)																	
	Foreign																	
	(a) Foreign Individuals / Institutions																	
	(b) Government																	
	(c) Institutions																	
	(d) Foreign Portfolio Investor																	
	(e) Any Other (Specify)																	
	Sub Total (A2)																	
	Total Shareholding Of Promoter And Promoter Group (A) = (A1)+(A2)																	
			5	42,543,440	0	0	42,543,440	64.918	42,543,440	0	0	64.918	0	0	0	0	42,543,440	

Details of Shares which remain unclaimed may be given here along with details such as number of shareholders, outstanding shares held in demat/unclaimed suspense account, voting rights which are frozen etc.

Note:

(1) PAN would not be displayed on website of Stock Exchange(s)

(2) The term 'Encumbrance' has the same meaning as assigned under regulation 28(B) of SEBI (Substantial Acquisition of Shares and Takeovers) Regulations, 2011.

**CERTIFIED TRUE COPY**  
For Manaksia Steels Limited

*[Signature]*  
Managing Director

**MANAKSIA STEELS LIMITED**

Table III - Statement showing shareholding pattern of the Public shareholder

Category	Category & Name of Shareholders	PAN	Nos. of shareholders	No. of fully paid up equity shares held	No. of partly paid up equity shares held	No. of shares underlying Depository Receipts	Total no. shares held (IV)+(V)+(VI)	Shareholding as a % of total shares (calculate as per SCRR, 1957)	Number of Voting Rights held in each class of securities		Total as a % of (A+B+C)	No. of Shares Underlying Outstanding convertible securities (including Warrants)	Shareholding assuming full conversion of convertible securities (as a percentage of diluted share capital)	Number of Locked in shares	Number of Shares pledged or otherwise encumbered	Number of Shares held in dematerialised form
									Class eg: X	Class eg: Y						
	(i)	(ii)	(iii)	(iv)	(v)	(vi)	(vii) = (iv)+(v)+(vi)	(viii) As a % of (A+B+C)	(ix)	(x)	(xi)	(xii) = (vii)-(x) As a % of (A+B+C)	(xiii)	(xiv)	(xv)	
<b>1</b>	<b>Institutions</b>															
	(a) Mutual Fund		0	0	0	0	0	0	0	0	0	0	0	0	0	0
	(b) Venture Capital Funds		0	0	0	0	0	0	0	0	0	0	0	0	0	0
	(c) Alternate Investment Funds		0	0	0	0	0	0	0	0	0	0	0	0	0	0
	(d) Foreign Venture Capital Investors		0	0	0	0	0	0	0	0	0	0	0	0	0	0
	(e) Foreign Portfolio Investor		1	395,000	0	0	395,000	0.603	395,000	0.603	0	0	0	0	0	395,000
	(f) Financial Institutions / Banks		2	19,208	0	0	19,208	0.029	19,208	0.029	0	0	0	0	0	19,208
	(g) Insurance Companies		0	0	0	0	0	0	0	0	0	0	0	0	0	0
	(h) Provident Funds/ Pension Funds		0	0	0	0	0	0	0	0	0	0	0	0	0	0
	(i) Any Other (Specify)		0	0	0	0	0	0	0	0	0	0	0	0	0	0
	(ii) Foreign Institutional Investors		3	414,208	0	0	414,208	0.632	414,208	0.632	0	0	0	0	0	414,208
	Sub Total (B)(1)															
	Central Government/ State Government(s)/ President of India		0	0	0	0	0	0	0	0	0	0	0	0	0	0
	Sub Total (B)(2)															
<b>2</b>	<b>Individuals</b>															
	(a) Individuals		21,376	6,618,312	0	0	6,618,312	10.099	6,618,312	10.099	0	0	0	0	0	6,617,443
	i. Individual shareholders holding nominal share capital up to Rs. 2 Lakhs.															
	ii. Individual shareholders holding nominal share capital in excess of Rs. 2 Lakhs.		3	859,831	0	0	859,831	1.312	859,831	1.312	0	0	0	0	0	859,831
	(b) NBFCs registered with RBI		0	0	0	0	0	0	0	0	0	0	0	0	0	0
	(c) Employee Trusts		0	0	0	0	0	0	0	0	0	0	0	0	0	0
	(d) Overseas Depositories (holding DRs) (balancing figure)		0	0	0	0	0	0	0	0	0	0	0	0	0	0
	(e) Any Other (Specify)		1,579	15,098,759	0	0	15,098,759	23.039	15,098,759	23.039	0	0	0	0	0	15,098,758
	Baries Corporate		279	14,349,626	0	0	14,349,626	21.896	14,349,626	21.896	0	0	0	0	0	14,349,626
	Hindu Undivided Family		1,095	572,442	0	0	572,442	0.874	572,442	0.874	0	0	0	0	0	572,441
	Clearing Member		86	112,912	0	0	112,912	0.172	112,912	0.172	0	0	0	0	0	112,912
	Trusts		1	136	0	0	136	0.000	136	0.000	0	0	0	0	0	136
	Non Resident Indians (Rep)		112	29,929	0	0	29,929	0.046	29,929	0.046	0	0	0	0	0	29,929
	Non Resident Indians (Non Rep)		62	33,214	0	0	33,214	0.051	33,214	0.051	0	0	0	0	0	33,214
	ACCOLADE TRADERS PVT. LTD.	AABCN6765E		3,264,875	0	0	3,264,875	4.982	3,264,875	4.982	0	0	0	0	0	3,264,875
	KUJARA GLASS MOULDING WORKS PVT. LTD.	AABCQ3101C		1,913,658	0	0	1,913,658	2.920	1,913,658	2.920	0	0	0	0	0	1,913,658
	ATTRACTIVE VINNAY PVT. LTD.	AAGG2734D		1,816,250	0	0	1,816,250	2.771	1,816,250	2.771	0	0	0	0	0	1,816,250
	PLASH MACHINERIES PVT. LTD.	AABC99349M		1,514,155	0	0	1,514,155	2.310	1,514,155	2.310	0	0	0	0	0	1,514,155
	ABOHANA PROPERTIES PVT. LTD.	AABC64328M		1,467,000	0	0	1,467,000	2.239	1,467,000	2.239	0	0	0	0	0	1,467,000
	BE CONSTRUCTIONS, LTD.	AABC87075R		1,026,250	0	0	1,026,250	1.566	1,026,250	1.566	0	0	0	0	0	1,026,250
	GLOBE CAPITAL MARKET LTD.	AABC64267G		955,489	0	0	955,489	1.458	955,489	1.458	0	0	0	0	0	955,489
	Sub Total (B)(1)		21,958	22,576,402	0	0	22,576,402	34.450	22,576,402	34.450	0	0	0	0	0	22,575,132
	Sub Total (B)(2)		22,961	22,990,610	0	0	22,990,610	35.082	22,990,610	35.082	0	0	0	0	0	22,989,140
	Sub Total (B)(1)+(2)															

Details of the shareholders sitting as partners in Concern including their Shareholding (No. and %)  
 Details of Shares which remain unclaimed may be given here along with details such as number of shareholders, outstanding shares held in demat/unclaimed suspense account, voting rights which are frozen etc.

No. of Shareholders	3149
---------------------	------

Note:  
 (1) PAN would not be disclosed on website of Stock Exchange(s)  
 (2) The above format needs to be disclosed along with the name of following persons/institutions/Non Institutions holding more than 1% of total number of shares  
 (3) W.r.t. the information pertaining to Depository Receipts, the same may be disclosed in the respective columns to the extent information available and the balance to be disclosed as held by custodian


**MANAKSIA STEELS LIMITED**

Table IV - Statement showing shareholding pattern of the Non Promoter- Non Public shareholder

Category	Category & Name of shareholders	PAN	Nos. of shareholder	No. of fully paid up equity shares held	No. of partly paid-up equity shares held	No. of shares underlying Depository Receipts	Total nos. shares held	Shareholding as a % of total no. of shares (calculated as per SCRR, 1957)	Number of Voting Rights held in each class of securities			No. of Shares Underlying Outstanding convertible securities (including Warrants)	Shareholding, as a % assuming full conversion of convertible securities (as a percentage of diluted share capital)	Number of locked in shares	Number of Shares pledged or otherwise encumbered		Number of equity shares held in dematerialised form (Not Applicable)		
									No of Voting Rights	Class eg: X	Total				No. (a)	As a % of total Shares held(b)		No. (a) (Not Applicable)	As a % of total Shares held(b) (Not Applicable)
1	Custodian/DR Holder		0	0	0	0	0	0	0	0	0	0	0	0	0	0	0		
2	Employee Benefit Trust (under SEBI(Share based Employee Benefit) Regulations, 2014)		0	0	0	0	0	0	0	0	0	0	0	0	0	0	0		
	Total Non-Promoter- Non Public Shareholding (C1)-(C11)-(C12)		0	0	0	0	0	0	0	0	0	0	0	0	0	0	0		

**Note:**

- (1) PAN would not be displayed on website of Stock Exchange(s).
- (2) The above format needs to disclose name of all holders holding more than 1% of total number of shares.
- (3) W.r.t. the information pertaining to Depository Receipts, the same may be disclosed in the respective columns to the extent information available.

**CERTIFIED TRUE COPY**  
**For Manaksia Steels Limited**  
  
**Managing Director**